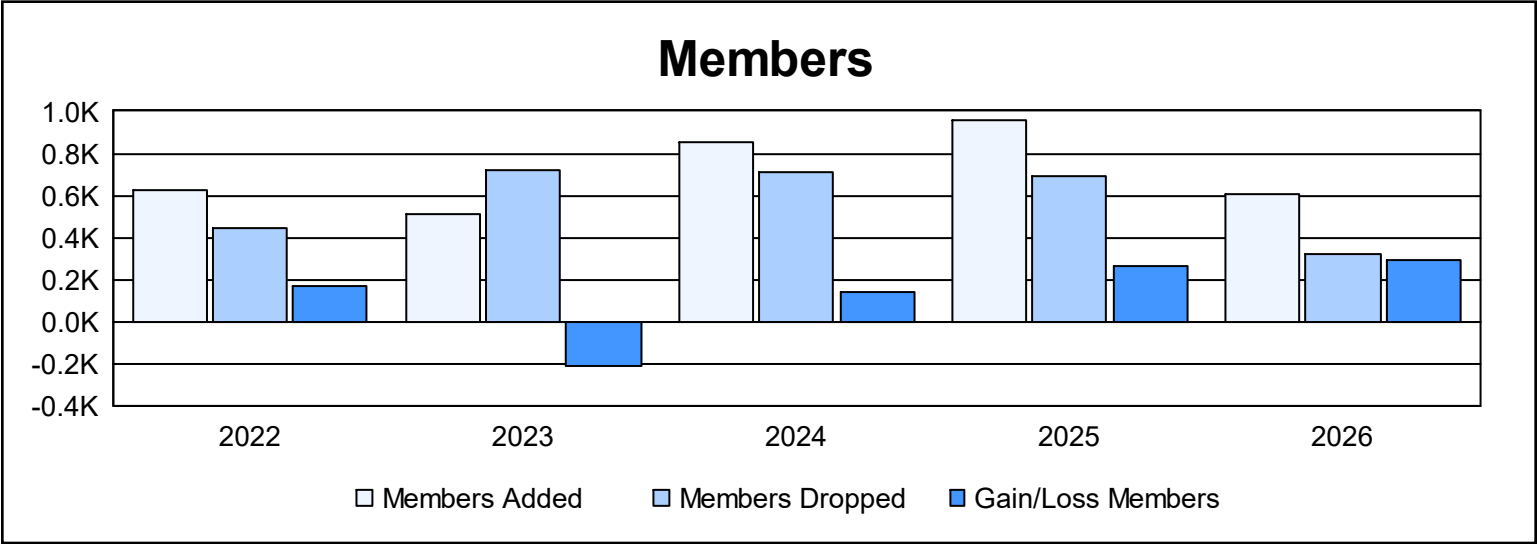
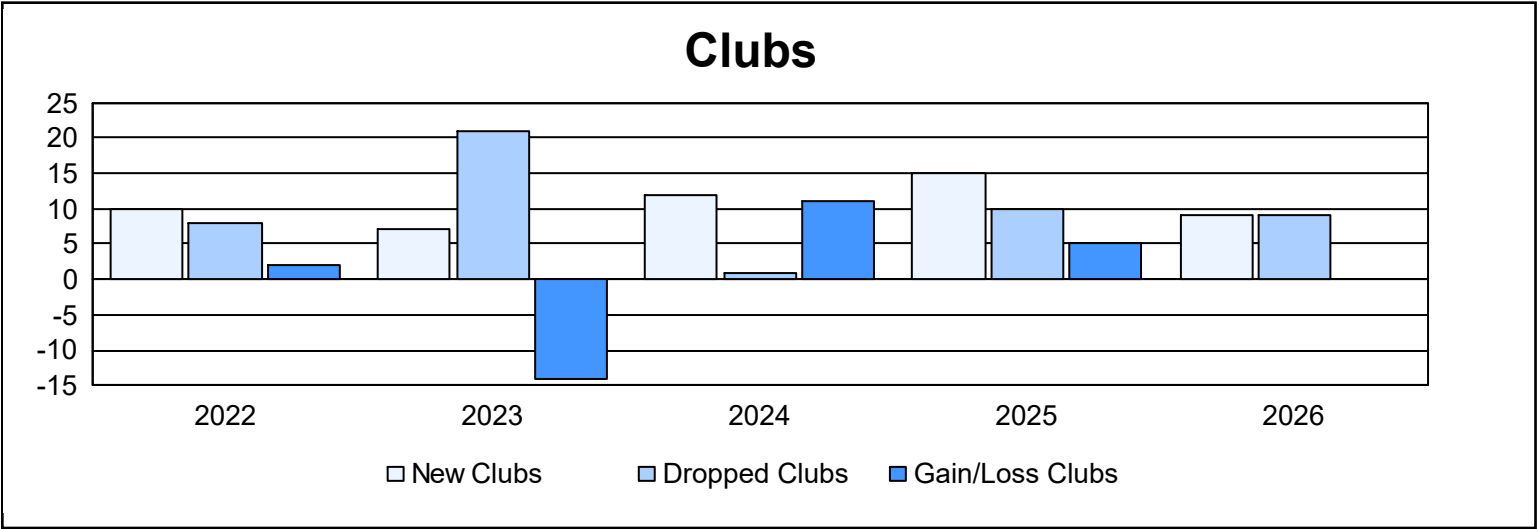
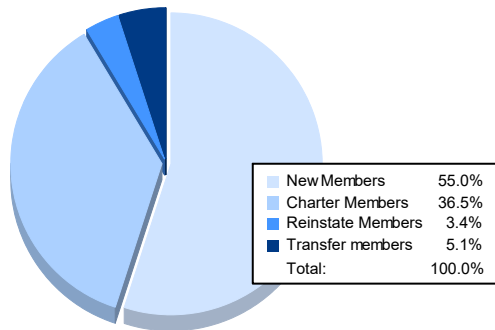


| Year | New Clubs | Dropped Clubs | Gain/ Loss Clubs | New Members | Charter Members | Reinstate Members | Transfer Members | Total Member Added | Total Members Dropped | Gain/ Loss Members |
|-----------|-----------|---------------|------------------|-------------|-----------------|-------------------|------------------|--------------------|-----------------------|--------------------|
| 2021-2022 | 10 | 8 | 2 | 344 | 241 | 19 | 16 | 620 | 448 | 172 |
| 2022-2023 | 7 | 21 | -14 | 286 | 199 | 19 | 5 | 509 | 724 | -215 |
| 2023-2024 | 12 | 1 | 11 | 431 | 335 | 82 | 7 | 855 | 714 | 141 |
| 2024-2025 | 15 | 10 | 5 | 533 | 342 | 45 | 34 | 954 | 692 | 262 |
| 2025-2026 | 9 | 9 | 0 | 335 | 222 | 21 | 31 | 609 | 319 | 290 |
| Average | 11 | 10 | 1 | 386 | 268 | 37 | 19 | 709 | 579 | 130 |



Membership Composition January 2026 Cumulative



Gender Composition January 2026 Cumulative

